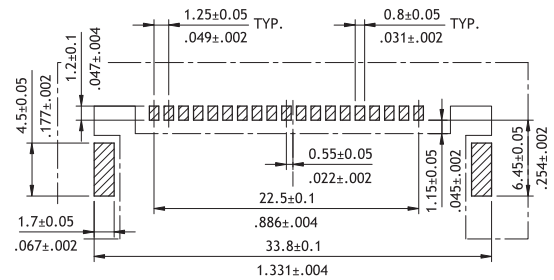
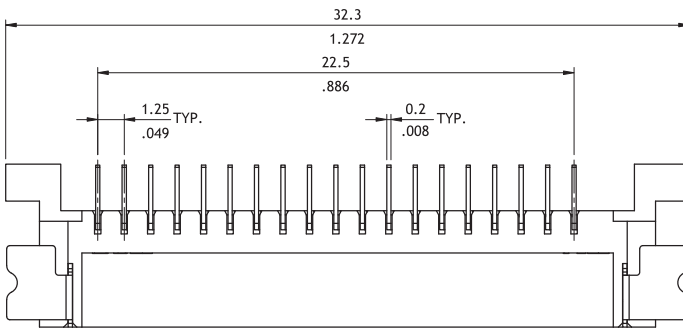
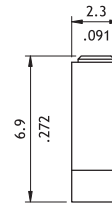
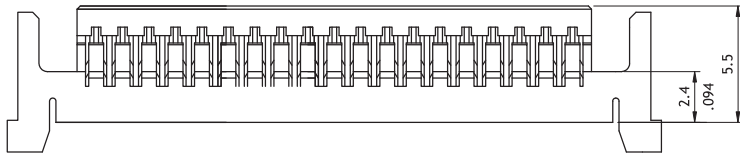





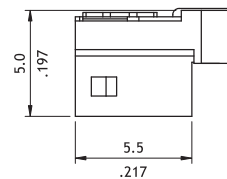

CI45 Series 1.25mm(.049") Wire to Board Housing & SMT Headers

- ⊙ With locking latch provide secure mating
- ⊙ Mate with CI45 Header
- ⊙ Mate with CI14 crimp clip terminal (P/N: CI14T011PE0)

RoHS Compliant 



Recommended PCB Layout



Ordering Code

① C I 45 ② 19 ③ S ④ L ⑤ 0000 ⑥ - NH

- ① Series No.
- ② No. of Circuits: 19
- ③ S = Housing
- ④ L = With Locking Latch
- ⑤ Other Option: 000=Standard
- ⑥ Process: -NH= Halogen- Free

① C I 45 ② 19 ③ M ④ 1 ⑤ H ⑥ R0 ⑦ - NH

- ① Series No.
- ② No. of Circuits: 19
- ③ M = SMT Type
- ④ Plating Code: 1 = Matte Tin plated over Nickel
- ⑤ Type: H=Side Entry
- ⑥ Packing Options: R0 = Tape & Reel
- ⑦ Process: -NH = For Lead Free IR Process and Halogen-Free