



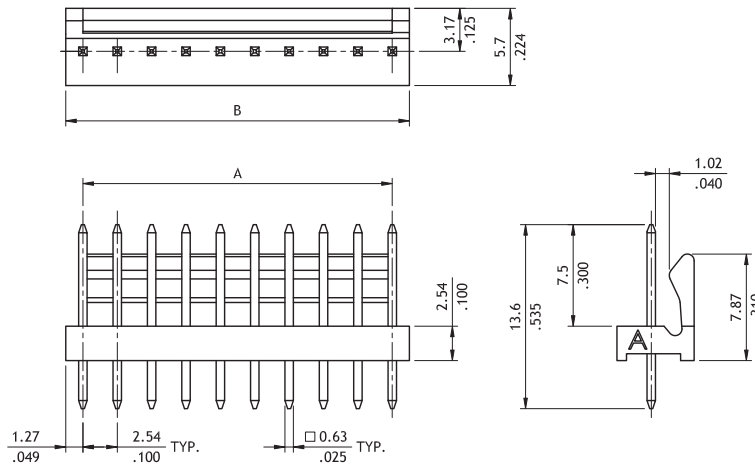
**CI88 Series 2.54mm(.100") Pin Headers**

- ⊙ With locking wall
- ⊙ Insulation: Nylon 66 UL 94V-0, Color Nature

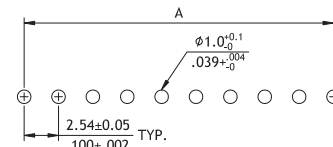
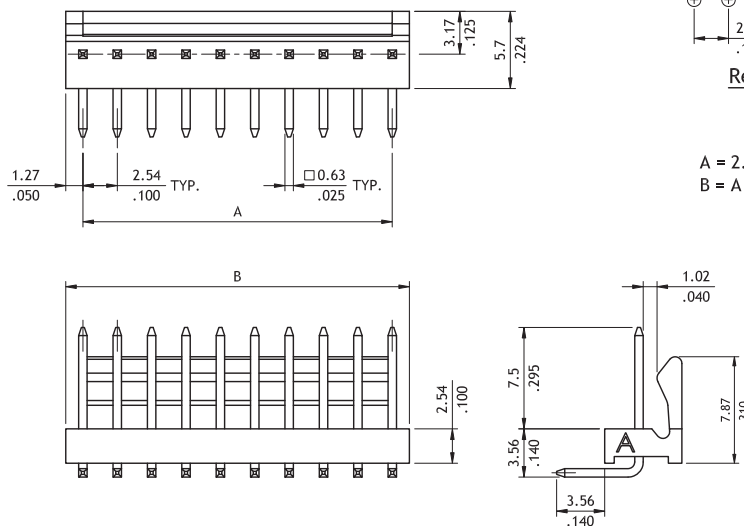
RoHS Compliant



Straight



Right Angle



Recommended PCB Layout

$$A = 2.54 \times \text{No. of Spaces}$$

$$B = A + 2.54$$

**Ordering Code**

① ② ③ ④ ⑤ ⑥ ⑦  
**C I 8 8 2 8 P 1 V 0 0 - N H**

- ① Series No.
- ② No. of Circuits: 02 to 28
- ③ P = DIP Header
- ④ Plating Code:  
 1 = Matte Tin over Nickel  
 2 = Gold flash plated over Nickel
- ⑤ Type: V = Straight  
 H = Right Angle
- ⑥ Other Options: 00 = Standard
- ⑦ Process: -NH = For Lead Free soldering process and Halogen-Free