


CI77/CI78 Series 3.96mm(.156") / 5.00mm(.196") Breakaway Pin Headers

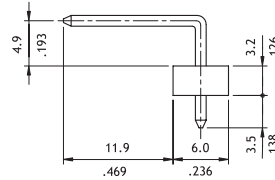
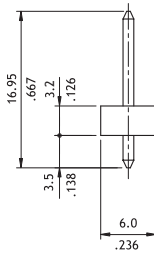
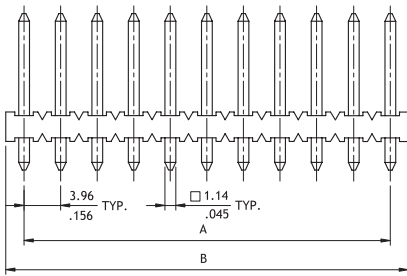
- ⊙ Mate with CI51 and CID3 Connector
- ⊙ Available straight and right angle type
- ⊙ Options plating available
- ⊙ Insulator: Glass filled polyester UL 94V-0, Color White
- ⊙ With Tin plated 1.14mm square pin



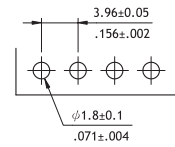
RoHS Compliant



P/N CI77**P1*00

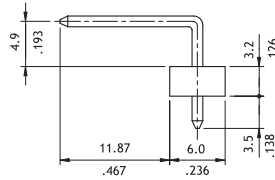
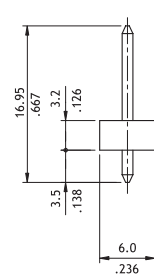
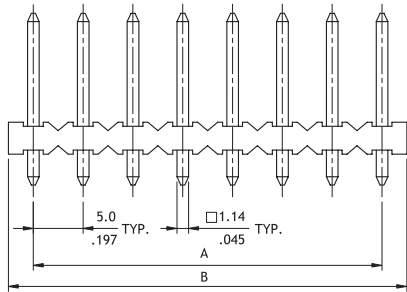


A = 3.96 x No. of Spaces
B = A + 3.96

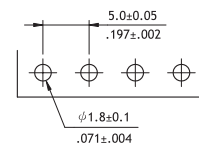


Recommended PCB Layout

P/N CI78**P1*00



A = 5.0 x No. of Spaces
B = A + 5.0



Recommended PCB Layout

Ordering Code

① ② ③ ④ ⑤ ⑥
C I 7 7 2 0 P 1 V 0 0

- ① Series No.
CI77 = 3.96mm center spacing
CI78 = 5.00mm center spacing
- ② No. of Circuits: 02 to 20
- ③ P = DIP Header
- ④ Plating Code: 1 = Tin over Nickel

- ⑤ Type: V = Straight
H = Right Angle
- ⑥ Other Options:
00 = Standard
*Special options consult manufacturer