


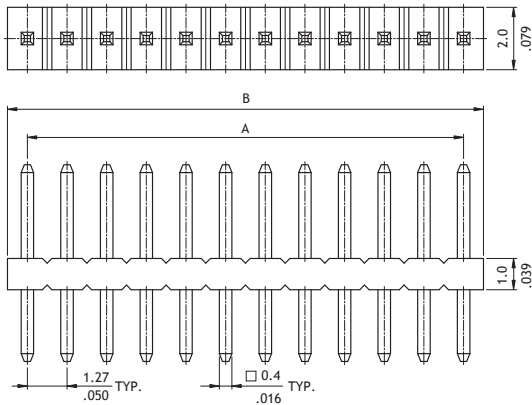
CH01 Series 1.27mm(.050") Single Row Pin Headers

☉ Mate with CB01 series

RoHS Compliant  

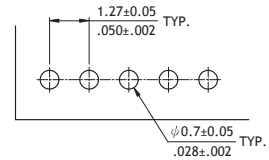


P/N CH01**2V100-NH



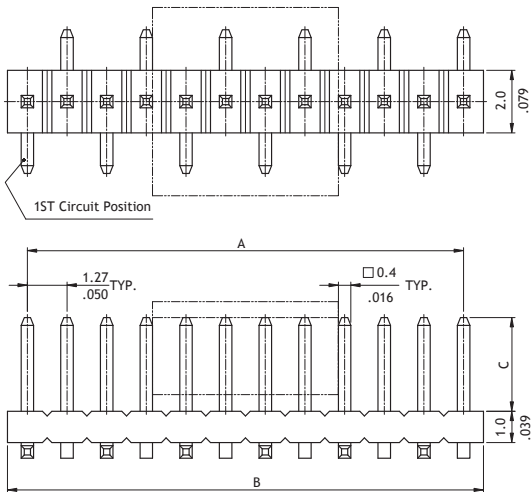
A = 1.27 X No. of Spaces
 B = A + 1.27
 Pin overall length 20.0mm max.

Option Code	Pin Dimension	
	C	D
00	3.0(.118)	2.3(.091)
01	3.0(.118)	1.6(.063)
02	3.5(.138)	1.8(.071)
03	3.8(.150)	1.5(.059)



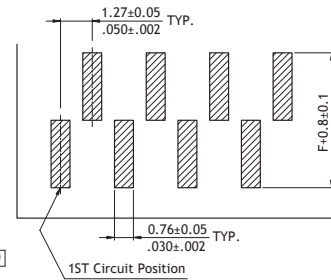
Recommended PCB Layout

P/N CH01**2M100**-NH



A = 1.27 X No. of Spaces
 B = A + 1.27

Option Code	Pin Dimension		
	C	D	F
00	3.0(.118)	1.5(.059)	4.6(.181)



Recommended PCB Layout

Ordering Code

① CH ② 01 ③ 50 ④ 2 ⑤ V ⑥ 1 ⑦ 00 - ⑧ 00 - NH

- ① Series No.
- ② No. of Circuits: 04 to 50
- ③ Plating Code:
2 = Gold flash over Nickel
- ④ Tail & Mounting Style:
V = Vertical DIP Type
M = SMT Type
- ⑤ Insulator Material & Color: 1=LCP, Color Black
- ⑥ Other Options: 00 = Standard
*See option code table
*Consult manufacturer for customized pin length
- ⑦ Packing Options:
00 = Without Pick & Place Pad (Tube)
0P = With Pick & Place Pad (Tape & Reel)
*Code 7 for SMT Type only
- ⑧ Process: -NH = For Lead Free soldering process and Halogen-Free