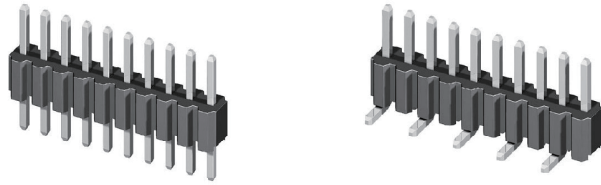


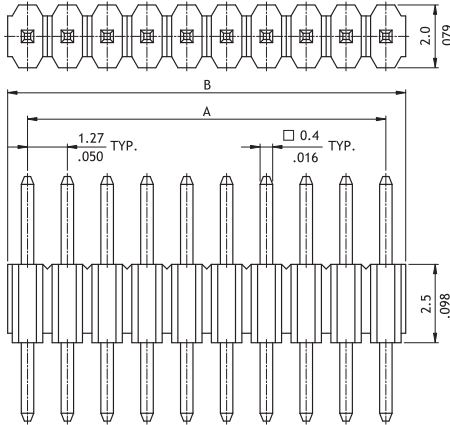
CH02 Series 1.27mm(.050") Single Row Pin Headers

☉ Mate with CB01 series

RoHS Compliant

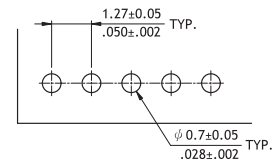
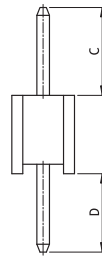


P/N CH02**2V100



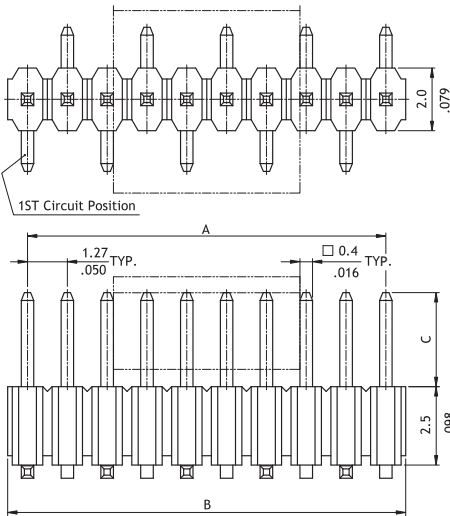
A = 1.27 X No. of Spaces
 B = A + 1.27
 Pin overall length 20.0mm max.

Option Code	Pin Dimension	
	C	D
00	3.0(.118)	2.3(.091)



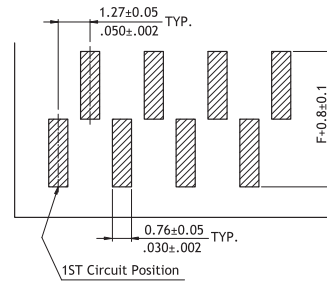
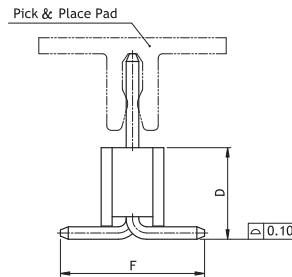
Recommended PCB Layout

P/N CH02**2M100-**-**



A = 1.27 X No. of Spaces
 B = A + 1.27

Option Code	Pin Dimension		
	C	D	F
00	3.0(.118)	2.92(.115)	4.6(.181)
01	8.0(.315)	3.0(.118)	4.6(.181)



Recommended PCB Layout

Ordering Code

① CH ② 02 ③ 50 ④ 2 ⑤ V ⑥ 1 ⑦ 00 - 00

- ① Series No.
- ② No. of Circuits: 04 to 50
- ③ Plating Code:
2 = Gold flash over Nickel
- ④ Tail & Mounting Style:
V = Vertical DIP Type
M = Vertical SMT Type
- ⑤ Insulator Material & Color: 1 = Nylon 6T, Color Black

- ⑥ Other Options: 00 = Standard
*See option code table
*Consult manufacturer for customized pin length
- ⑦ Packing Options:
00 = Without Pick & Place Pad (Tube)
0P = With Pick & Place Pad (Tape & Reel)
*Code 7 for SMT Type only