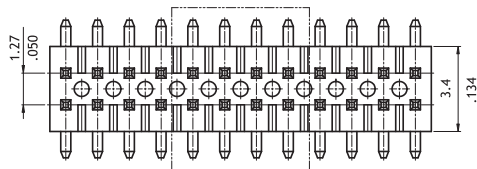



CH51 Series 1.27mm(.050") Dual Row SMT Pin Headers

CH

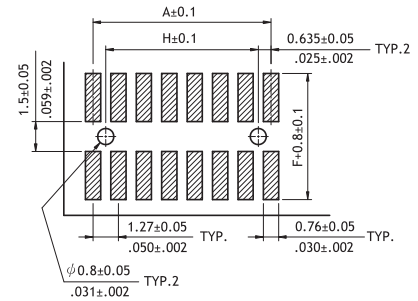
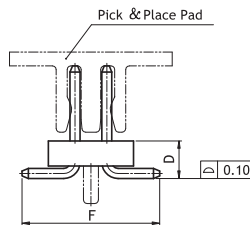
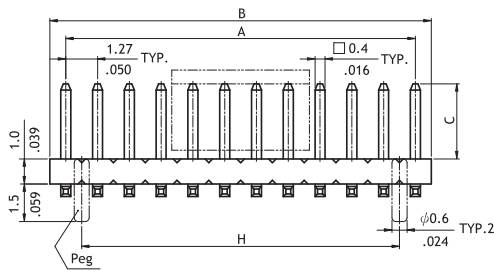
☉ Mate with CB50 and CBC1 series

RoHS Compliant



A = 1.27 X No. of Spaces
 B = A + 1.27
 H = A - 1.27

Option Code	Pin Dimension		
	C	D	F
00	3.0(.118)	1.5(.059)	5.5(.217)



Recommended PCB Layout

Ordering Code	①	②	③	④	⑤	⑥	⑦	⑧	⑨	
	CH51	X1	2	M	1	00	-	00	-	NH

① Series No.
 ② No. of Circuits: 06 to 100 (X1 = 100)
 ③ Plating Code: 2 = Gold flash over Nickel
 ④ Tail & Mounting Style: M = Vertical SMT Type
 ⑤ Insulator Material & Color: 1=LCP, Color Black
 ⑥ Other Options: 00 = Standard
 *See option code table
 *Consult manufacturer for customized pin length

⑦ Pegs Options:
 P = With Pegs
 0 = Without Peg

⑧ Packing Options:
 0 = Without Pick & Place Pad (Tube)
 P = With Pick & Place Pad (Tape & Reel)

⑨ Process: -NH = For Lead Free soldering process and Halogen-Free

PIN HEADER CONNECTORS