



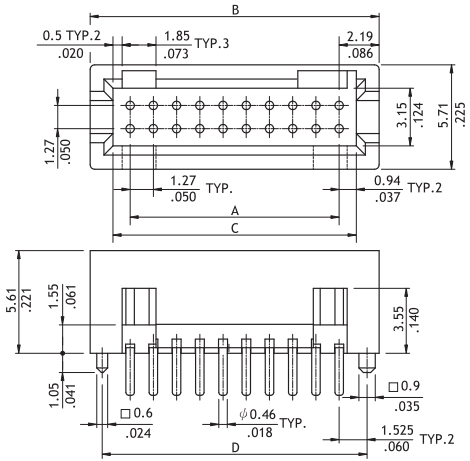
CHC2 Series 1.27mm(.050") Dual Row Pin Headers

☉ Mate with CBC1 series

RoHS Compliant

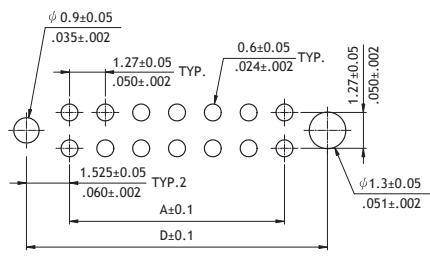
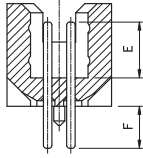


P/N CHC2***V1**-.1



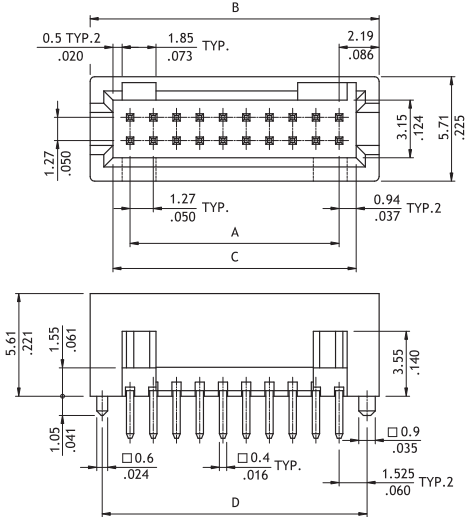
A = 1.27 X No. of Spaces
 B = A + 4.38
 C = A + 1.88
 D = A + 3.05

Option Code	Pin Dimension	
	E	F
00	3.0(.118)	2.3(.091)



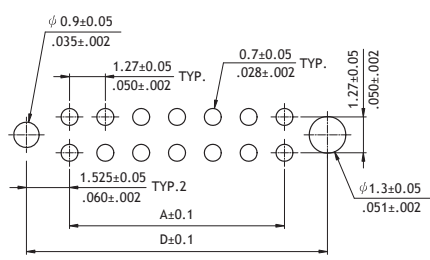
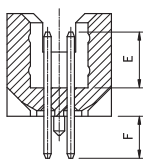
Recommended PCB Layout

P/N CHC2***V1**-.2



A = 1.27 X No. of Spaces
 B = A + 4.38
 C = A + 1.88
 D = A + 3.05

Option Code	Pin Dimension	
	E	F
00	3.0(.118)	2.3(.091)



Recommended PCB Layout

Ordering Code

① CHC2 ② X1 ③ 2 ④ V ⑤ 1 ⑥ 00 - ⑦ 1

- ① Series No.
- ② No. of Circuits: 06 to 100 (X1 = 100)
- ③ Plating Code: 2 = Gold flash over Nickel 改為06 to 60
- ④ Tail & Mounting Style:
V = Vertical DIP Type
- ⑤ Insulator Material & Color: 1 = Nylon 6T, Color Black
- ⑥ Other Options:
00 = Standard
See option code table
Consult manufacturer for customized pin length
- ⑦ Pin Size:
1 = 0.46mm Round Pin
2 = 0.4mm Square Pin