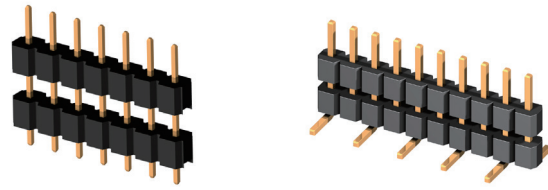


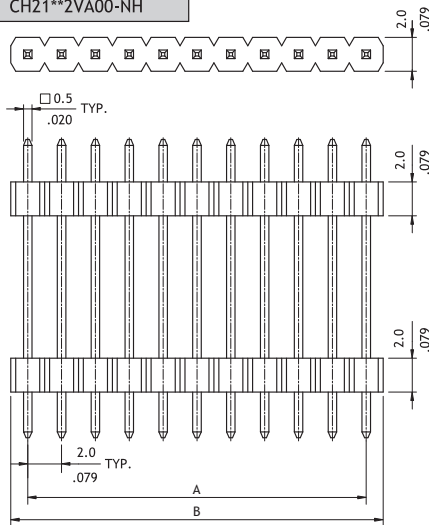
**CH21 Series 2.00mm(.079") Single Row Dual Bodies Pin Headers**

☉ Mate with CB22 series

RoHS Compliant 

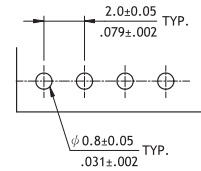


P/N CH21\*\*2VA00-NH



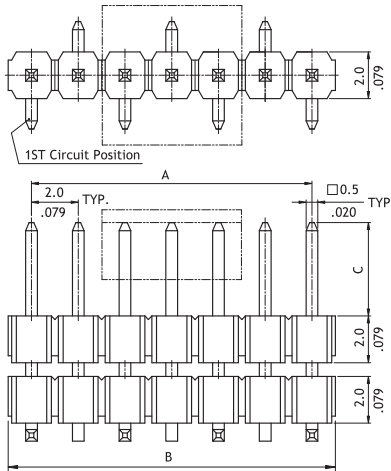
A = 2.0 x No. of Spaces  
B = A + 2.0  
Pin overall length 30.0mm max.

Option Code	Pin Dimension		
	C	D	E
00	4.0(.157)	2.5(.098)	11.6(.457)
01	3.55(.140)	2.55(.100)	9.55(.376)



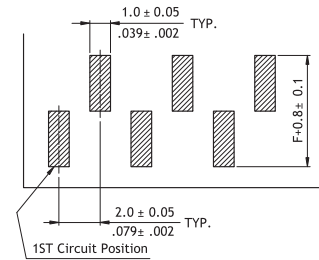
Recommended PCB Layout

P/N CH21\*\*2M100-0\*-NH



A = 2.0 x No. of Spaces  
B = A + 2.0

Option Code	Pin Dimension			
	C	D	E	F
00	4.0(.157)	0.77(.030)	4.0(.157)	4.6(.181)
01	2.5(.098)	0.75(.029)	10.0(.394)	4.6(.181)



Recommended PCB Layout

**Ordering Code**

① CH ② 21 ③ 40 ④ 2 ⑤ V ⑥ 1 ⑦ 00 - ⑧ 00 - NH

- ① Series No.
- ② No. of Circuits: 02 to 40
- ③ Plating Code: 2 = Gold flash over Nickel
- ④ Tail & Mounting Style: V = Top Entry DIP Type  
M = Top Entry SMT Type
- ⑤ Insulator Material & Color:  
1 = Nylon 6T, Color Black (SMT)  
A = Nylon 6T, Color Black (DIP)
- ⑥ Other Options: 00 = Standard  
\*See option code table  
\*Consult manufacturer for customized pin length
- ⑦ Packing Options:  
00 = Without Pick & Place Pad (Tube)  
0P = With Pick & Place Pad (Tape & Reel)  
\*Code 7 for SMT Type only
- ⑧ Process: -NH = For Lead Free soldering process and Halogen-Free