

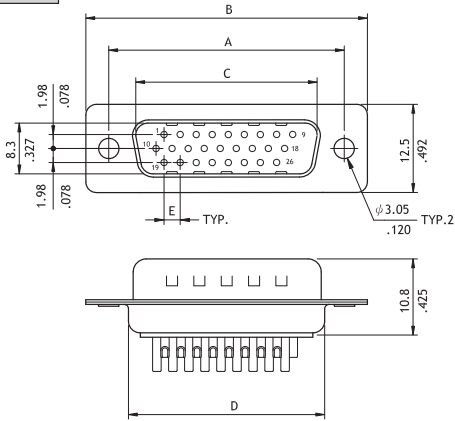
CD01 Series High Density Solder D-Sub

- ⊙ Mate with high density D-Sub
- ⊙ With metal shell and solder contacts
- ⊙ Riveted Hex nuts options available



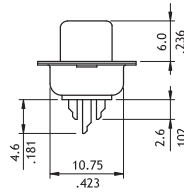
RoHS Compliant

P/N CD01**PA1**

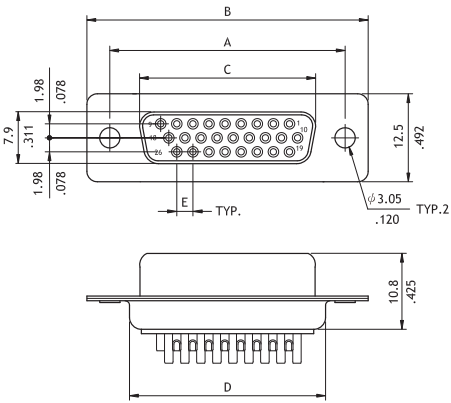


Plug Connector

Circuits	Dimension				
	A	B	C	D	E
15	25.0(.984)	30.8(1.213)	16.92(.666)	19.2(.756)	2.29(.090)
26	33.32(1.312)	39.2(1.543)	25.25(.994)	27.7(1.091)	2.29(.090)
44	47.04(1.852)	53.1(2.091)	38.96(1.534)	41.1(1.618)	2.29(.090)
62	63.5(2.500)	69.4(2.732)	55.42(2.182)	57.3(2.256)	2.41(.095)

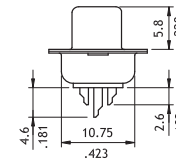


P/N CD01**SA1**



Receptacle connector

Circuits	Dimension				
	A	B	C	D	E
15	25.0(.984)	30.8(1.213)	16.3(.642)	19.3(.760)	2.29(.090)
26	33.32(1.312)	39.2(1.543)	24.6(.969)	27.7(1.091)	2.29(.090)
44	47.04(1.852)	53.1(2.091)	38.3(1.508)	41.1(1.618)	2.29(.090)
62	63.5(2.500)	69.4(2.732)	54.8(2.157)	57.3(2.256)	2.41(0.95)



Ordering Code

① CD ② 01 ③ P ④ A ⑤ 1 ⑥ 00

- ① Series No.
- ② No. of Circuits: 15, 26, 44, 62
- ③ Connector Type: P = Plug
S = Receptacle
- ④ Plating Option: A = Selective Gold flash over Nickel
*Optional plating available but MOQ requested
- ⑤ Insulator Color: 1 = Black
*Optional insulator color consult manufacturer
- ⑥ Other Options:
00 = With ϕ 3.05mm holes on shell (Standard)
A0 = Riveted #4-40 UNC Close nuts on Front shell
B0 = Riveted #4-40 UNC Open nuts on Front shell
C0 = Riveted #4-40 UNC Open nuts on Rear shell
*Special options consult manufacturer