

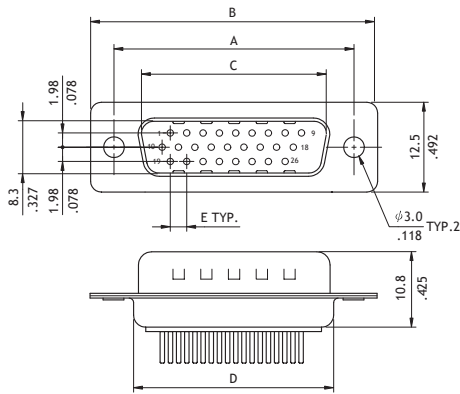
CD03 Series High Density Straight DIP Solder D-Sub

- Mate with high density D-Sub
- With metal shell and solder contacts
- Optional riveted Hex nuts or ground stand-off

RoHS Compliant  

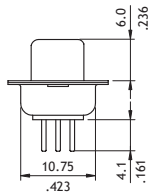


P/N CD03\*\*PA1\*\*

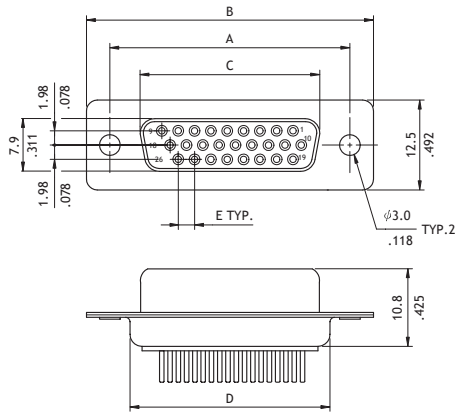


Plug Connector

Circuits	Dimension				
	A	B	C	D	E
15	25.0(.984)	30.8(1.213)	16.92(.666)	19.2(.756)	2.29(.090)
26	33.32(1.312)	39.2(1.543)	25.25(.994)	27.7(1.091)	2.29(.090)
44	47.04(1.852)	53.1(2.091)	38.96(1.534)	41.1(1.618)	2.29(.090)
62	63.5(2.500)	69.4(2.732)	55.42(2.182)	57.3(2.256)	2.41(.095)

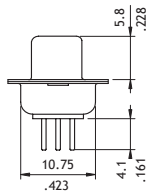


P/N CD03\*\*SA1\*\*



Receptacle connector

Circuits	Dimension				
	A	B	C	D	E
15	25.0(.984)	30.8(1.213)	16.3(.642)	19.2(.756)	2.29(.090)
26	33.32(1.312)	39.2(1.543)	24.6(.969)	27.7(1.091)	2.29(.090)
44	47.04(1.852)	53.1(2.091)	38.3(1.508)	41.1(1.618)	2.29(.090)
62	63.5(2.500)	69.4(2.732)	54.8(2.157)	57.3(2.256)	2.41(.095)



Ordering Code

① CD ② 03 ③ 15 ④ P ⑤ A ⑥ 1 00

- ① Series No.
- ② No. of Circuits: 15, 26, 44, 62
- ③ Connector Type: P = Plug  
S = Receptacle
- ④ Plating Option: A = Selective Gold flash over Nickel  
\*Optional plating available but MOQ requested
- ⑤ Insulator Color: 1 = Black  
\*Optional insulator color consult manufacturer

- ⑥ Other Options:  
00 = With  $\phi$  3.05mm holes on shell (Standard)  
B0 = Riveted #4-40 UNC Open nuts on Front shell  
C0 = Riveted #4-40 UNC Open nuts on Rear shell  
D0 = Riveted #4-40 UNC Ground stand-off on Rear shell  
\*Special options consult manufacturer