
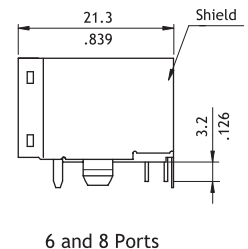
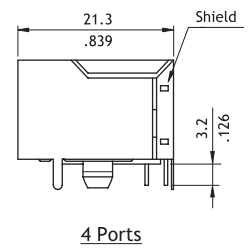
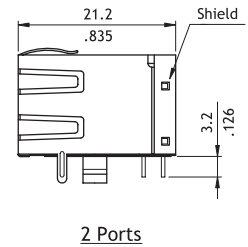
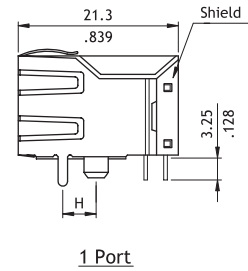
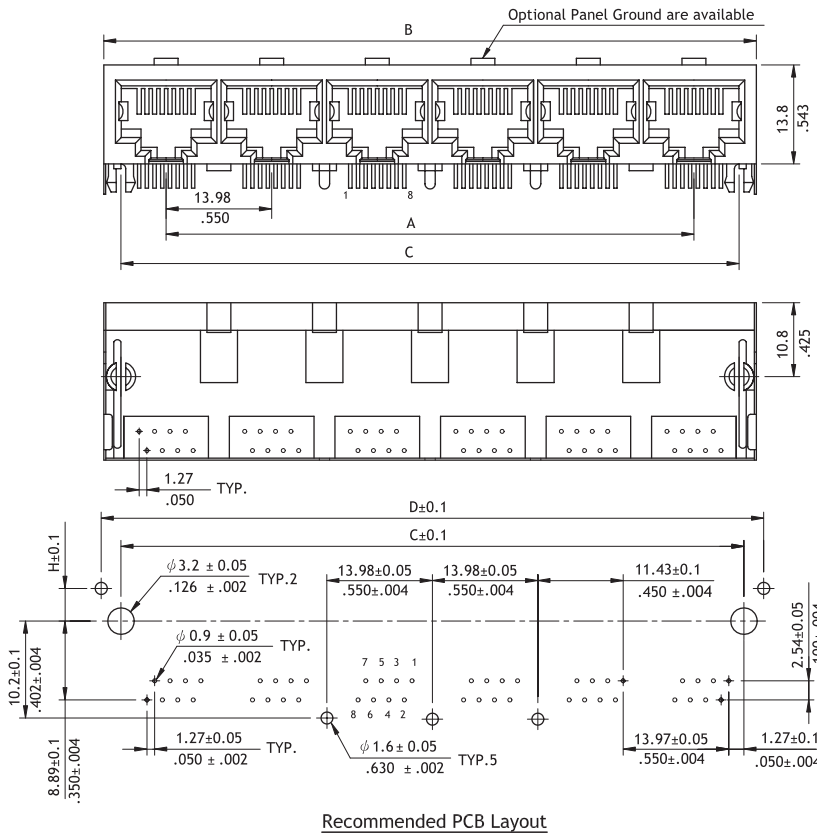


CJ48 Series Board Mount Telephone Jacks

- ⊙ Available in 1, 2, 4, 6 and 8 ports
- ⊙ With metal shielding
- ⊙ With metal grounding and PCB pegs
- ⊙ Insulator: Black, Glass Filled polyester
- ⊙ Flammability Rating: UL 94V-0
- ⊙ Cavity confirms to FCC rules and regulations PART 68, SUBPART F



RoHS Compliant



CviLux P/N	Dimension				
	A	B	C	D	H
CJ4888211*A					4.57(.180)
CJ4888211*B		16.0(.630)	11.43(.450)	15.55(.612)	3.65(.144)
CJ4888211*C					3.05(.120)
CJ4888221*A	13.97(.550)	31.0(1.220)	25.4(1.000)	30.8(1.213)	4.57(.180)
CJ4888241*A	41.91(1.650)	59.1(2.327)	53.34(2.100)	58.9(2.319)	4.57(.180)
CJ4888261*A	69.85(2.750)	87.3(3.437)	81.30(3.201)	86.8(3.417)	4.57(.180)
CJ4888281*A	97.79(3.850)	114.8(4.520)	109.22(4.300)	114.6(4.512)	4.57(.180)

Ordering Code

① ② ③ ④ ⑤ ⑥ ⑦
C J 4 8 8 8 2 8 1 0 A

- ① Series No.
- ② No. of Circuits: 88 = 8P8C
- ③ Plating Code:
 2 = Gold flash over Nickel
 *Optional plating available but MOQ requested
- ④ Ports: 1, 2, 4, 6 and 8
- ⑤ Insulator Color: 1 = Color Black
- ⑥ Panel Ground Code:
 0 = Without Panel Ground
 F = With Top & Left Right 3 Panel Ground (only 1 & 2 Ports)
 H = Top Side With Long Panel Ground
 P = Without Panel Ground, With Tabs (only 4 Ports)
- ⑦ H options:
 A: H = 4.57mm
 B: H = 3.65 (only 1 & 2 Ports)
 C: H = 3.05 (only 1 & 2 Ports)
 *Special options consult manufacturer