

Ordering Code:

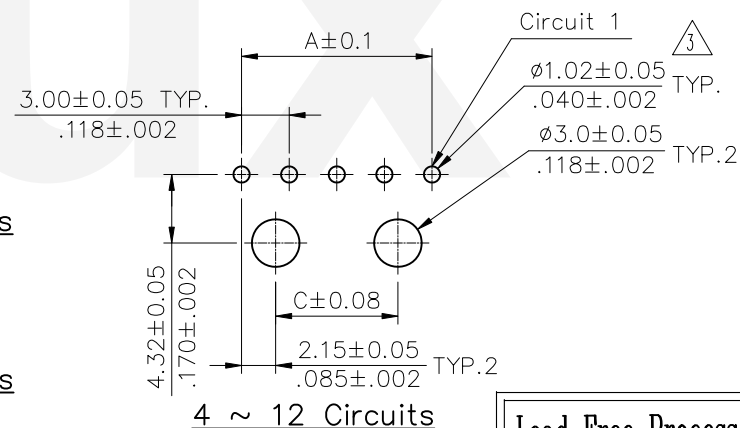
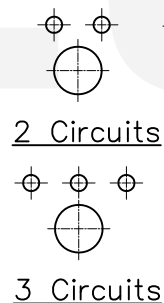
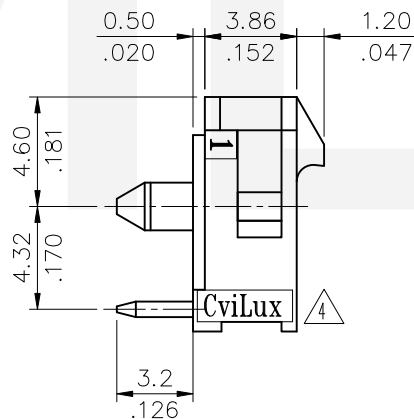
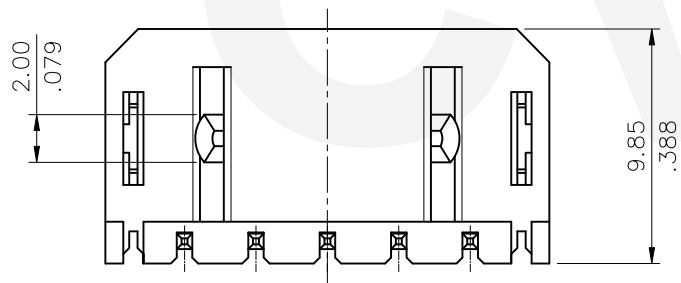
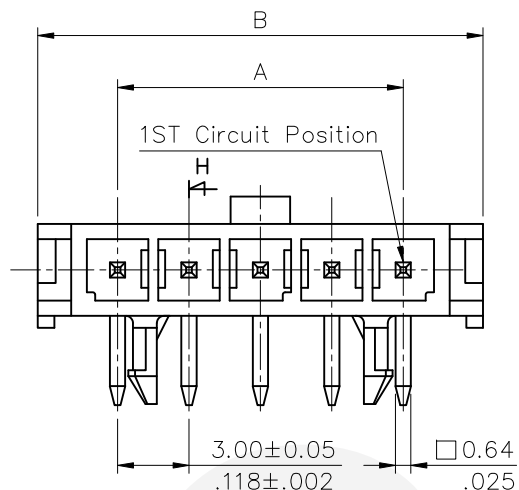
CP35 ** P * H 0 0 - S -LF
 ① ② ③ ④ ⑤ ⑥ ⑦ ⑧ ⑨

- ① Series No.
- ② No. of Circuits: 02~12
- ③ Contact type: P= Plug
- ④ Contact plated:
 - 1= Matte Tin over Nickel
 - 2= Gold flash plated over 50 μ" Nickel
 - 3= 15 μ" Gold plated over 50 μ" Nickel
 - 4= 30 μ" Gold plated over 50 μ" Nickel
- ⑤ H= Right angle
- ⑥ Mount type : 0= Dip Type
- ⑦ Other options: 0= With plastic board lock (Standard)
- ⑧ S= Single Row Header
- ⑨ LF= Lead Free soldering process

Material:

- △ * Insulation: High Temperature Plastic
UL 94V-0, Color Black
- * Contact: Brass

CIRCUITS	DIM.A	DIM.B	DIM.C
2	3.00(.118)	9.65(.380)	NA
3	6.00(.236)	12.65(.498)	NA
4	9.00(.354)	15.65(.616)	4.7(.185)
5	12.00(.472)	18.65(.734)	7.7(.303)
6	15.00(.591)	21.65(.852)	10.7(.421)
7	18.00(.709)	24.65(.970)	13.7(.539)
8	21.00(.827)	27.65(1.089)	16.7(.657)
9	24.00(.945)	30.65(1.207)	19.7(.776)
10	27.00(1.063)	33.65(1.325)	22.7(.894)
11	30.00(1.181)	36.65(1.443)	25.7(1.012)
12	33.00(1.299)	39.65(1.561)	28.7(1.130)



Recommended P.C. Board layout

Lead Free Process

RoHS Compliant

SYM	NAME	DATE	REVISIONS	APPROVED BY:	DATE	UNIT: mm / inch	TITLE: 3.00mm PITCH RIGHT ANGLE HEADER POWER CONNECTOR	MATERIAL:	FINISH:	DRAWING NO.	PART NO.	SHEET 1 OF 1	
△4	Eric	3/29-21'	ECRT121017/ECNT121085										
△3	Kenny	8/20-20'	ECNT120218		DRAWN BY: Eric	3/29-21'	TOLERANCE UNLESS OTHERWISE SPECIFIED						
△2	Yushu	4/11-19'	ECRB118091/ECNT119092		ENGINEER: Sun	3/31-21'	.X ± 0.30/.012 X' ± 1"						
△1	Eager	10/04-07'	ECN07414		CHECKED BY: Eisley	4/1-21'	.XX ± 0.20/.008 .X' ±						
				APPROVED BY: Eisley	4/1-21'	.XXX ± 0.10/.004 .XX' ±							

瀚荃股份有限公司
CviLux Corporation

DRAWING NO. CP3567SD PART NO. CP35**P*H00-S-LF
 SCALE 3 / 1