

Notes:

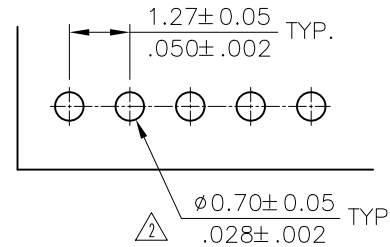
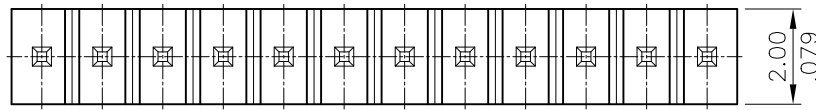
* Material:

Insulator: LCP With 30% GF.

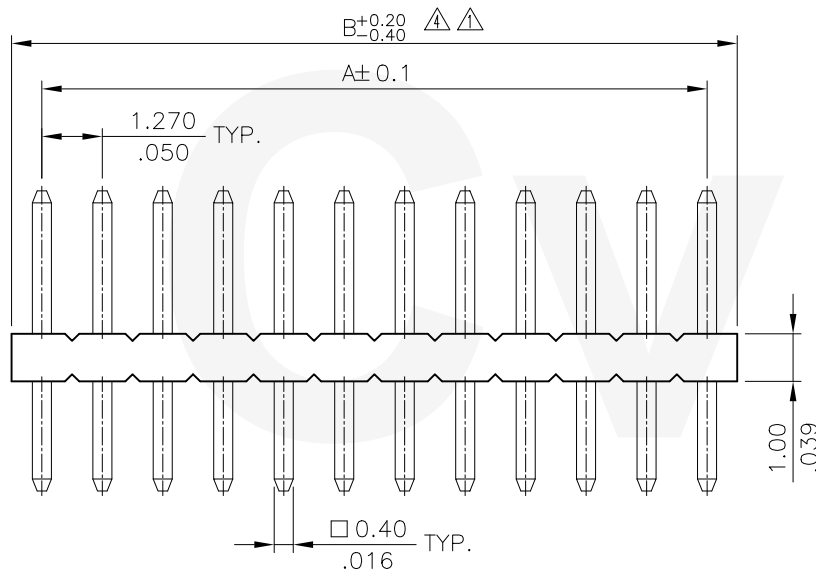
UL 94V-0 Color Black

Square Pin: Brass

△ * Pin overall Length 20.0mm Max.



Recommended P.C. Board Layout



DIM. A = 1.27 X No. of Spaces

DIM. B = DIM. A + 1.27

* Available in 4 through 50 Circuits

Ordering Code:

CH01 ** * V 1 **
① ② ③ ④ ⑤ ⑥

- ① Series No.
- ② No. of Contact: 04 to 50
- ③ Plating code:
2=Gold Flash plated over 1.27µm(50µ") Nickel
3=0.38µm(15µ") Gold plated over 1.27µm(50µ") Nickel
4=0.76µm(30µ") Gold plated over 1.27µm(50µ") Nickel
- ④ Tail & Mounting Style:
V=Straight DIP Type
- ⑤ Insulator Material & Color:
1=LCP , Color Black
- ⑥ Option Code:
See Table PDF. File No. CH0101T

Lead Free Process

Halogen-Free

RoHS compliant



瀚荃股份有限公司
CviLux Corporation

△4	Ken	4/10-17'	ECNT117071/ECRB117010			DATE	UNIT: mm / inch	TITLE: 1.27mm(.050") SINGLE ROW BOARD MOUNT PIN HEADER
△3	Sun	10/2-08'	ECN08477/ECR08117-1		DRAWN BY: Ken	4/28-17'	TOLERANCE UNLESS OTHERWISE SPECIFIED	MATERIAL:
△2	Sandy	3/20-08'	ECN08141/ECR08030-1		ENGINEER: Sun	5/02-17'	.X ± 0.25/.010 X: ± 1"	FINISH:
△1	Sandy	8/30-04'	ECN04327		CHECKED BY: Eisley	5/03-17'	.XX ± 0.15/.006 X: ±	
SYM	NAME	DATE	REVISIONS	APPROVED BY: Eisley	5/03-17'	.XXX ± 0.08/.003 XX: ±		DRAWING NO. CH0101SE PART NO. CH01***V1**
								SCALE 6 / 1 SHEET 1 OF 1