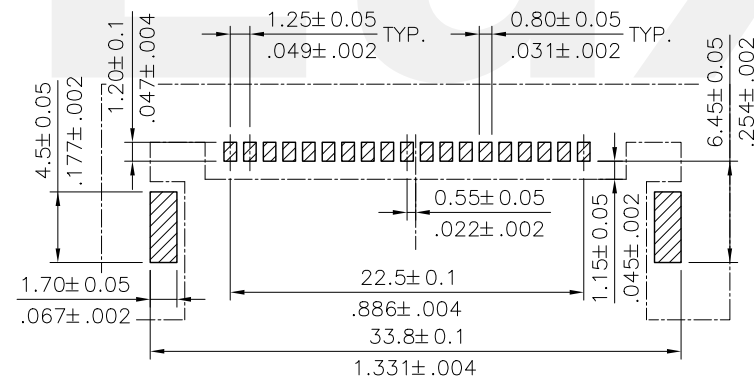
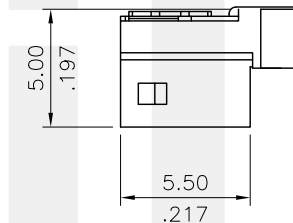
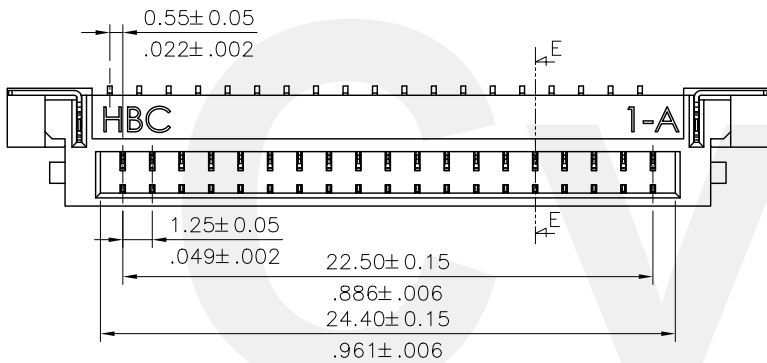


SEC. E-E



Recommended P.C. Board Layout

Ordering Code:

CI45 19 M 1 H R0 - NH
 ① ② ③ ④ ⑤ ⑥ ⑦

- ① Series No.
- ② No. of Circuits: 19 Pin
- ③ M= SMT type header
- ④ Plating: 1= 3.05um(120u") ~ 4.88um(192u")
Matte Tin over 1.27um(50u") Nickel
- ⑤ Type: H= Side Entry
- ⑥ Packing Options: R0= Tape & Reel packing
- ⑦ Other option:
-NH= For Lead Free IR Processes
and Halogen-Free

Halogen-Free
 Lead Free Process
 RoHS Compliant

④						DATE	UNIT: mm / inch	TITLE: 1.25mm Pitch WTB SMT R/A TYPE	 瀚荃股份有限公司 CviLux Corporation
③			DRAWN BY: Hank		6/21-12'	TOLERANCE UNLESS OTHERWISE SPECIFIED		MATERIAL:	
②			ENGINEER: Eisley		7/2-12'	.X ± 0.30/.012	.X' ± 1"	FINISH:	
①			CHECKED BY: Eisley		7/2-12'	.XX ± 0.20/.008	.X' ±		
SYM	NAME	DATE	REVISIONS		APPROVED BY: David	7/2-12'	.XXX ± 0.10/.004	.XX' ±	DRAWING NO. CI4501SA
								SCALE 3 / 1	SHEET 1 OF 2

